


# Midwives Learn How-To Guide:

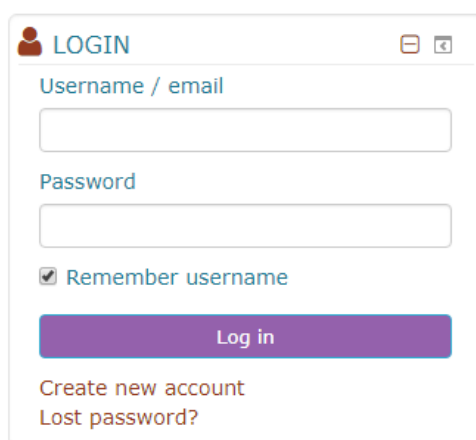
## Creating a new Midwives Learn account

The following instructions will assist individuals when creating a new Midwives Learn user account.

1. To access Midwives Learn, please visit <http://learn.midwives.org.au>. We recommend saving this website address as a favourite, so that it is easily accessible next time you would like to access a course or webinar.
2. The following login screen will appear:



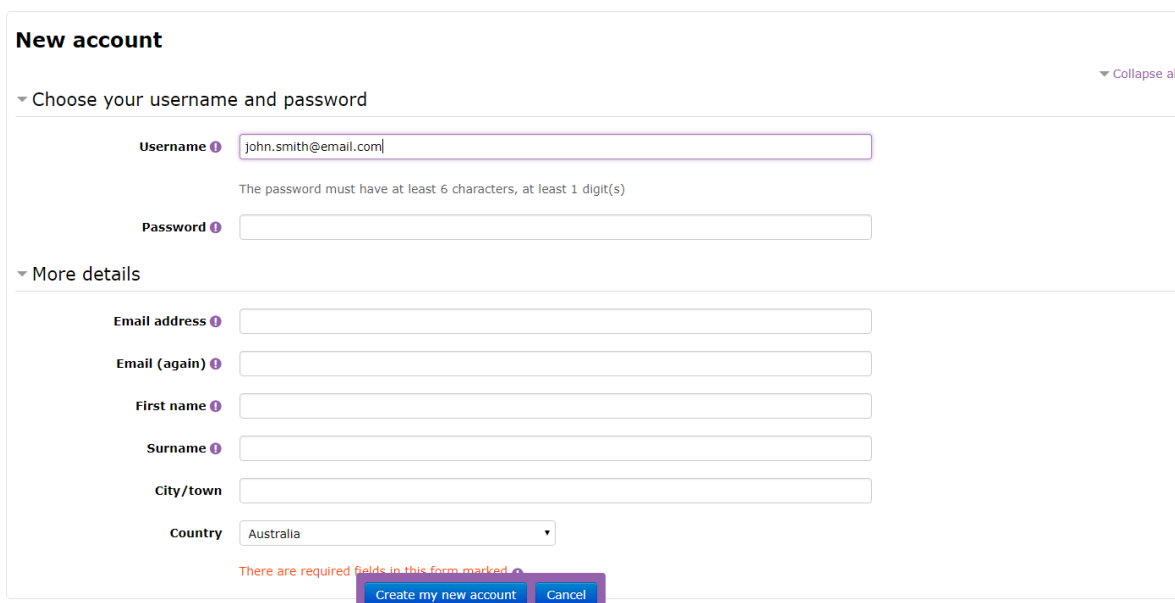
3. Click on 'Create new account' on the left hand-side of the page.



# Midwives Learn How-To Guide:

## Creating a new Midwives Learn account

4. Enter your personal details into the required fields, and select 'Create my new account'.  
Note: When selecting a username, please ensure that you do not use capital letters. We highly recommend using your email address, as this is often easy to remember.



**New account** ▼ Collapse all

▼ Choose your username and password

Username

The password must have at least 6 characters, at least 1 digit(s)

Password

▼ More details

Email address

Email (again)

First name

Surname

City/town

Country

There are required fields in this form marked \*

5. An email will be sent to the address you have provided. You are required to select the confirmation link within the email, prior to logging into Midwives Learn for the first time.  
Note: If you do not receive a confirmation email, please contact the ACM Education Unit using the contact details below.

For general ACM Midwives Learn enquiries, please contact the ACM Education Unit on [education@midwives.org.au](mailto:education@midwives.org.au) or (08) 7129 4431. We will endeavour to process your request within 48 hours.